Best Management Practices Program Update

Florida Department of Agriculture and Consumer Services (FDACS)

Office of Agricultural Water Policy

Florida Agriculture Overview

- Florida's second largest industry
- Approximately 9.5 million acres – more than ¼ of the state; less than 20% irrigated
- Nearly 50,000 farms, about half of which are the primary occupation of the owner
- Annual economic impact: $120 billion dollars; ~$8 billion value of products sold
- Supports 2 million jobs

Florida Department of Agriculture & Consumer Services

18 Divisions and Offices		
Administration	Agricultural Environmental Services	Agricultural Law Enforcement
Agricultural Water Policy	Animal Industry	Aquaculture
Communications	Consumer Services	Energy
Florida Forest Service	Food Safety	Food, Nutrition and Wellness
Fruit and Vegetables	General Counsel	Inspector General
Licensing	Marketing and Development	Plant Industry

http://www.freshfromflorida.com/Divisions-Offices/

Office and Program Changes

- Reorganized OAWP with 2 Deputy Directors
  - Ray Scott: water supply planning and BMAPs
  - Stan Posey: program development; BMPs, IA, research, support
- Structured to emphasize consistent staff relationships with producers from enrollment through implementation
- Statutory changes and directives – Chapter 2016-1, Laws of Florida
  - Formalizes the Implementation Assurance program, with rulemaking
  - Makes BMAPs and BMPs enforceable
  - Requires annual and other reports
  - Adds staff and money for projects, cost-share ($28M FY16-17), & research
- Significant programmatic changes
  - Landowner responsibility and accountability
  - Fully electronic data management
  - Technology drivers in cost-share and research

Agricultural BMP Overview

- Practical measures that use water more efficiently and reduce potential effects of fertilizers, pesticides, and animal waste on water resources; must be economically and technically feasible for producers to implement
- BMPs developed in collaboration with agricultural industry, agencies, non-governmental organizations, and others; verified effective by DEP; adopted by rule; subject to periodic review and update
- Supported by cost-share programs from FDACS and others
- **Implementation secures a presumption of compliance with state water quality standards**

BMP Manuals













Practice Categories: Irrigation Management
Nutrient Management
Water Resource Protection

Best Management Practices Manuals

Manual	Adoption	Rule Reference	Next Review
Cow/Calf	2009	5M-11	2016
Sod	2008	5M-9	2016
Specialty Fruit & Nut	2011	5M-13	2017
Equine	2012	5M-14	2017
Citrus	2013	5M-16	2018
Nursery	2014	5M-6	2018
Vegetable & Agronomic Crops	2015	5M-8	2020
Dairies	2016	5M-17	2021
Poultry	2016	5M-19	2021

Statewide BMP Enrollment

- 9 BMP Manuals
- Excluding forestry, ~8,500 enrollments covering over 50% of ag land
- 33,000+ Discrete Parcels

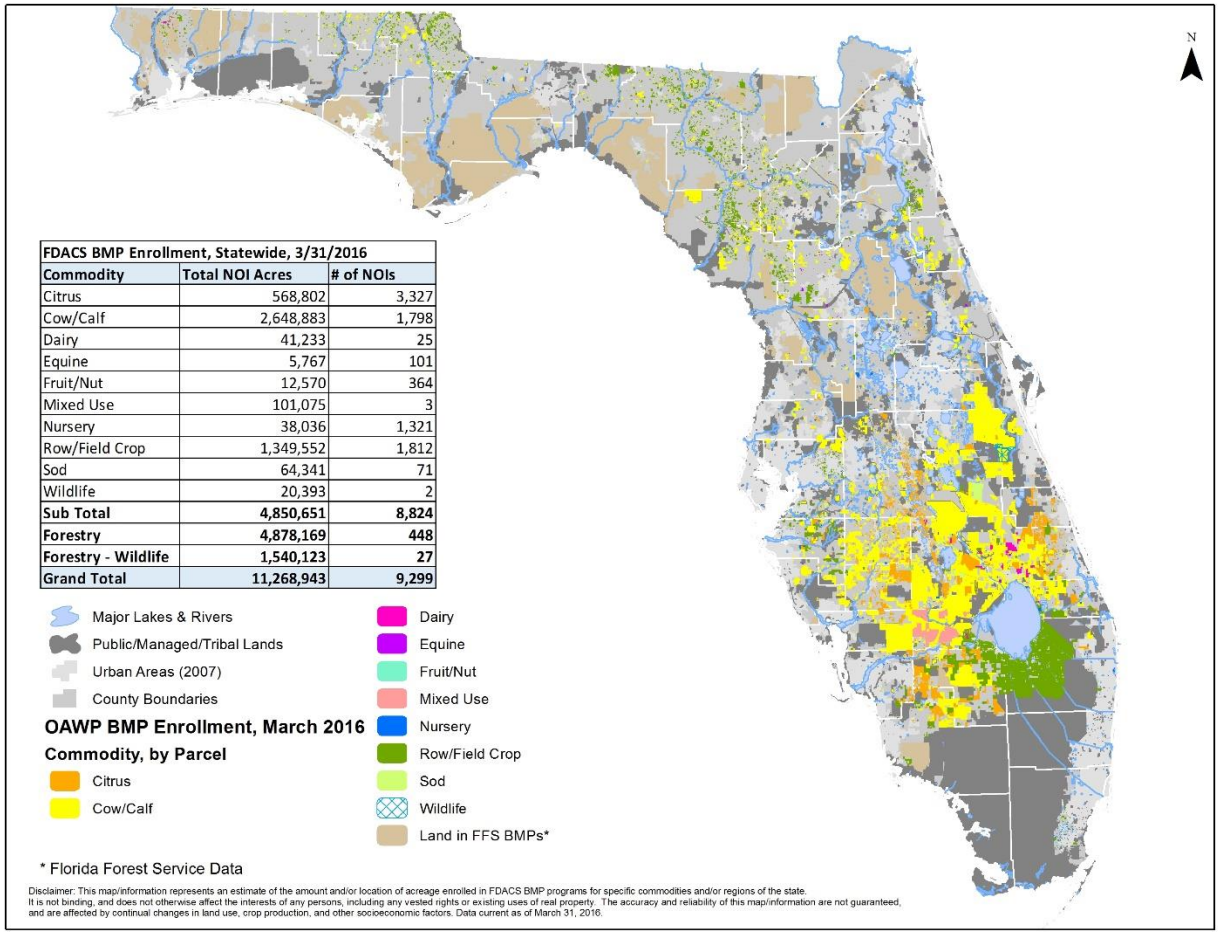

FDACS BMP Enrollment, Statewide, 3/31/2016		
Commodity	**Total NOI Acres**	**# of NOIs**
Citrus	568,802	3,327
Cow/Calf	2,648,883	1,798
Dairy	41,233	25
Equine	5,767	101
Fruit/Nut	12,570	364
Mixed Use	101,075	3
Nursery	38,036	1,321
Row/Field Crop	1,349,552	1,812
Sod	64,341	71
Wildlife	20,393	2
Sub Total	**4,850,651**	**8,824**
Forestry	**4,878,169**	**448**
Forestry - Wildlife	**1,540,123**	**27**
Grand Total	**11,268,943**	**9,299**

Basin Management Action Plans

- BMP enrollment activity concentrated in BMAP areas
- Sets expectation for BMP implementation for agriculture in these areas
- Focuses implementation assurance efforts
- Periodic reporting on enrollment and implementation for BMAP updates

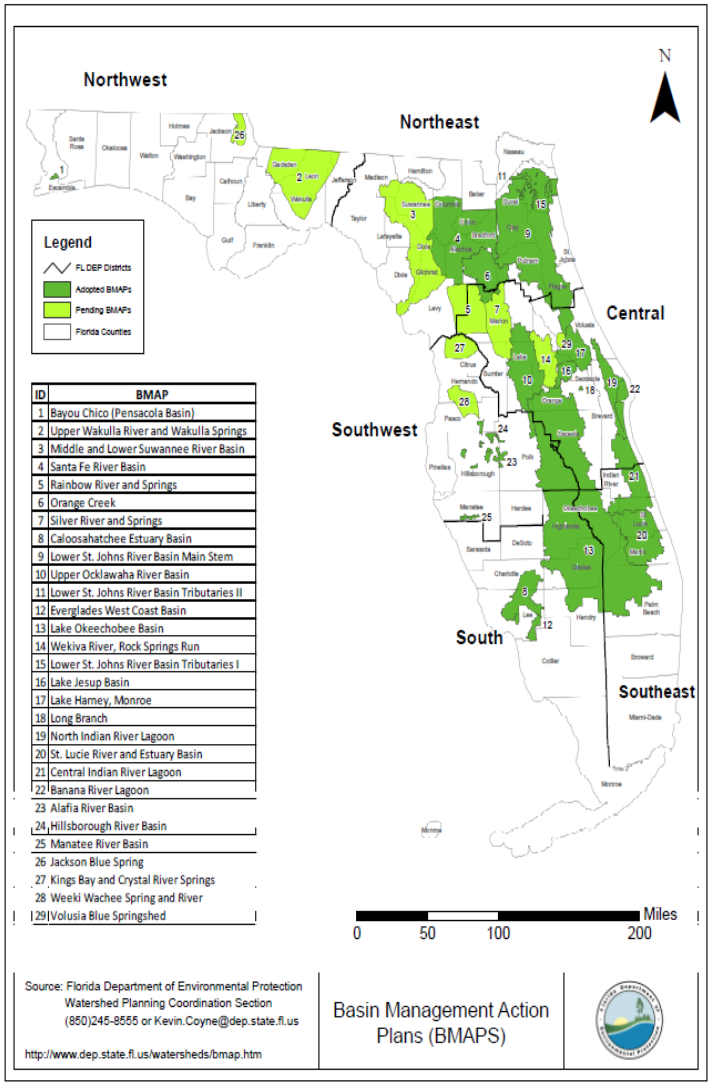

ID	BMAP
1	Bayou Chico (Pensacola Basin)
2	Upper Wakulla River and Wakulla Springs
3	Middle and Lower Suwannee River Basin
4	Santa Fe River Basin
5	Rainbow River and Springs
6	Orange Creek
7	Silver River and Springs
8	Caloosahatchee Estuary Basin
9	Lower St. Johns River Basin Main Stem
10	Upper Ocklawaha River Basin
11	Lower St. Johns River Basin Tributaries II
12	Everglades West Coast Basin
13	Lake Okeechobee Basin
14	Wekiva River, Rock Springs Run
15	Lower St. Johns River Basin Tributaries I
16	Lake Jesup Basin
17	Lake Harney, Monroe
18	Long Branch
19	North Indian River Lagoon
20	St. Lucie River and Estuary Basin
21	Central Indian River Lagoon
22	Banana River Lagoon
23	Alafia River Basin
24	Hillsborough River Basin
25	Manatee River Basin
26	Jackson Blue Spring
27	Kings Bay and Crystal River Springs
28	Weeki Wachee Spring and River
29	Volusia Blue Springshed

Implementation Assurance Program

- Follow-up program after best management practices (BMP) enrollment; builds on existing IA program

- Primary purposes:
  - Document implementation of BMPs
  - Produce meaningful reports on implementation extent and progress, particularly in BMAP areas
  - Provide the basis for determination of implementation status
  - Inform research priorities, opportunities for technical assistance, cost-share focal points, and the BMP review/revision process

Implementation Assurance Program Development

- Standardized data collection on a set of common practices and practice groups found in all manuals; new data management system with producer and landowner information
- Periodic surveys and self-certifications – all electronic submission
- Prioritized FDACS site visits for confirmation and assistance
- Multiple opportunities for corrective or remedial action
- Final determination of status, including assessment of risk to water resources; non-implementing landowners referred to DEP for development of a water monitoring plan

Implementation Assurance Program Concept

Implementation Assurance Process for Producers in BMAP Areas

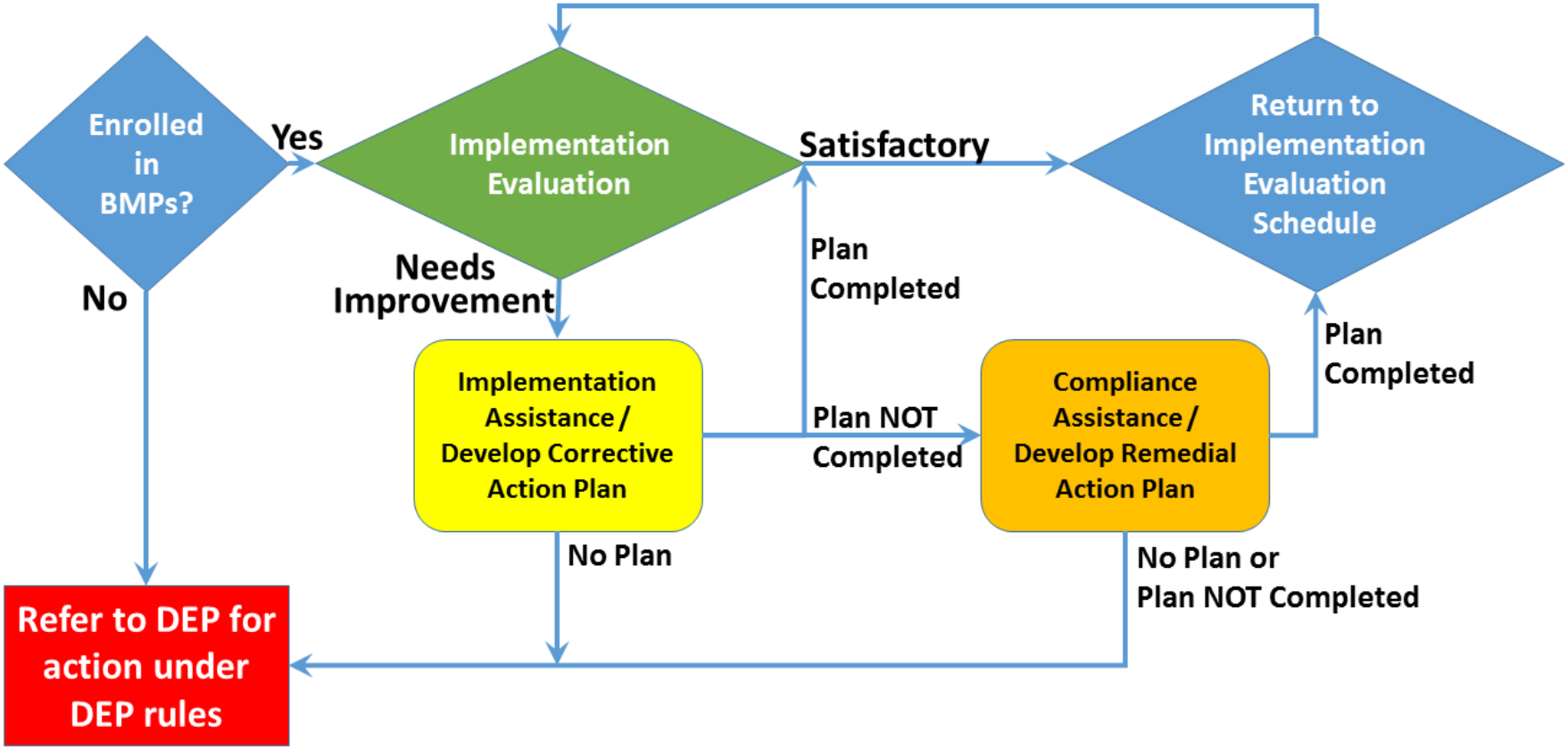

Note: Enrolled producers NOT located in BMAP areas are not subject to referral to DEP, but will otherwise follow this same process.

Current Activity

- Internal working groups
  - IA criteria development and standardization
  - Data systems
  - "Program Guide" describe the full BMP program including development, adoption, implementation and review/revision; currently in draft
  - Rule development expected to begin mid- to late summer
- BMP program
  - Continued cycle of review and update
  - Revising cost-share guidance to incentivize technologies
  - Renewing the Research Coordinating Committee
- Extensive stakeholder outreach program

Contact Us:

http://www.freshfromflorida.com/Divisions-Offices/Agricultural-Water-Policy
(850) 617-1700

Stan Posey, Deputy Director – Program Development
stanley.posey@freshfromflorida.com
(850)617-1734